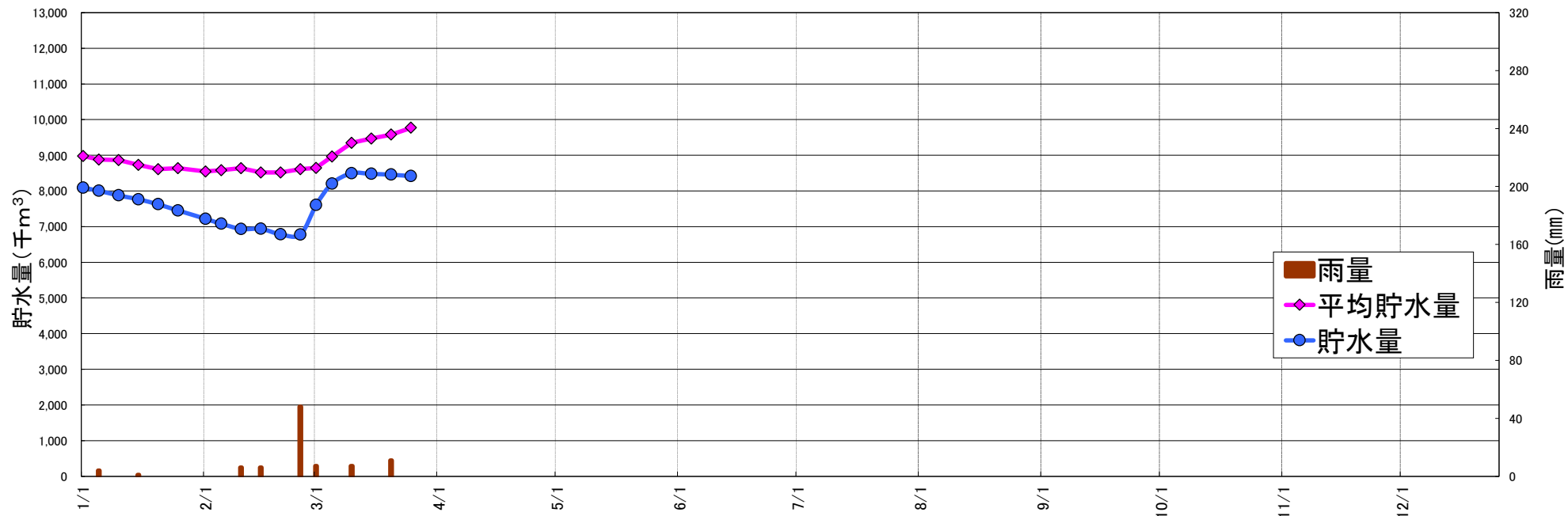


# 三川ダム貯水状況(令和8年)

速報値

1月雨量 5 mm 平年 40 mm 平年比 13%	2月雨量 67 mm 平年 46 mm 平年比 146%	3月雨量 83 mm 平年 82 mm 平年比 101%	4月雨量 0 mm 平年 94 mm 平年比 0%	5月雨量 0 mm 平年 122 mm 平年比 0%	6月雨量 0 mm 平年 175 mm 平年比 0%	7月雨量 0 mm 平年 222 mm 平年比 0%	8月雨量 0 mm 平年 124 mm 平年比 0%	9月雨量 0 mm 平年 150 mm 平年比 0%	10月雨量 0 mm 平年 97 mm 平年比 0%	11月雨量 0 mm 平年 57 mm 平年比 0%	12月雨量 0 mm 平年 49 mm 平年比 0%
-------------------------------------	---------------------------------------	---------------------------------------	------------------------------------	-------------------------------------	-------------------------------------	-------------------------------------	-------------------------------------	-------------------------------------	-------------------------------------	-------------------------------------	-------------------------------------



月日	貯水量	貯水率	平均貯水量	雨量
R8/1/1	8,095	65.8%	8,979	
5	8,004	65.0%	8,881	4
10	7,875	64.0%	8,869	
15	7,767	63.1%	8,733	1
20	7,627	62.0%	8,613	
25	7,455	60.6%	8,639	
2/1	7,220	58.7%	8,543	
5	7,081	57.5%	8,582	
10	6,934	56.3%	8,636	6
15	6,938	56.4%	8,520	6
20	6,786	55.1%	8,520	
25	6,781	55.1%	8,612	48
3/1	7,611	61.8%	8,644	7
5	8,208	66.7%	8,964	
10	8,499	69.1%	9,346	7
15	8,481	68.9%	9,471	
20	8,458	68.7%	9,580	11
25	8,417	68.4%	9,775	
4/1				
5				
10				
15				
20				
25				
5/1				
5				
10				
15				
20				
25				
6/1				
5				
10				
15				
20				
25				
7/1				
5				
10				
15				
20				
25				
8/1				
5				
10				
15				
20				
25				
9/1				
5				
10				
15				
20				
25				
10/1				
5				
10				
15				
20				
25				
11/1				
5				
10				
15				
20				
25				
12/1				
5				
10				
15				
20				
25				

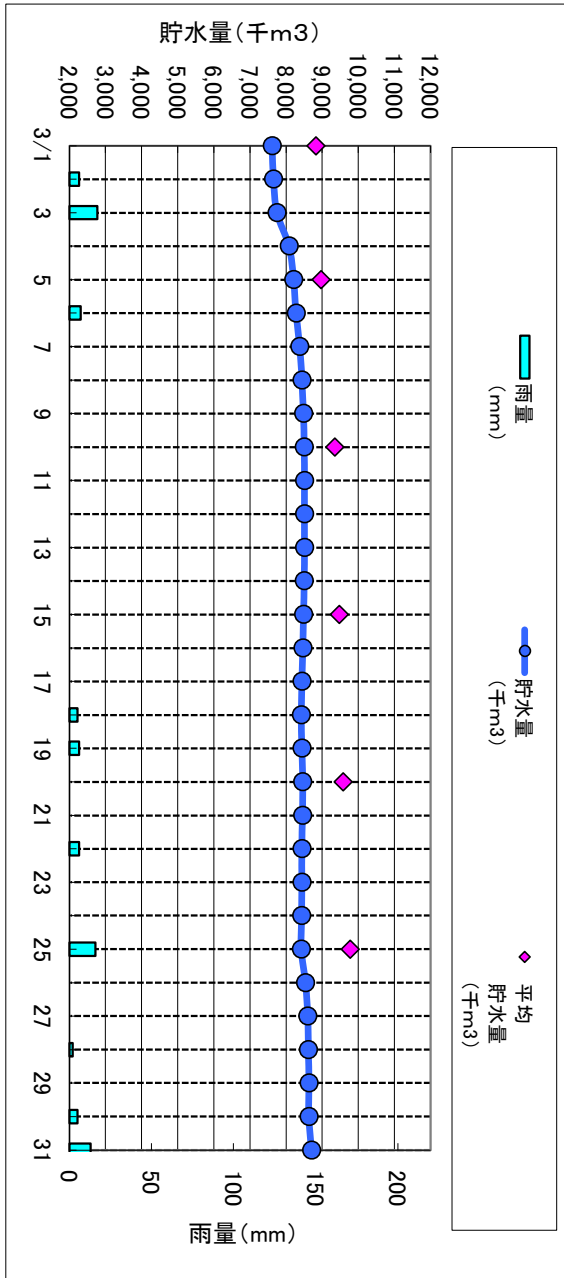
貯水量：当日9:00現在(千m³)  
 雨量：半旬毎の雨量合計(mm)  
 平均貯水量：当日9:00における過去10年(H27～R6)の平均値(千m³)  
 平年：1991(H3)～2020(R2)の30年間の平均値

# 三川ダム状況(令和8年2月)

月日	貯水量 (千m <sup>3</sup> )	貯水 率 (%)	平均 貯水量 (千m <sup>3</sup> )	雨量 (m)
3/1	7,611	61.8	8,828	0
2	7,649	62.2		6
3	7,745	62.9		17
4	8,079	65.7		0
5	8,208	66.7	8,964	0
6	8,273	67.2		7
7	8,376	68.1		0
8	8,440	68.6		0
9	8,476	68.9		0
10	8,499	69.1	9,346	0
11	8,505	69.1		0
12	8,505	69.1		0
13	8,505	69.1		0
14	8,499	69.1		0
15	8,481	68.9	9,471	0
16	8,464	68.8		0
17	8,440	68.6		0
18	8,417	68.4		5
19	8,434	68.5		6
20	8,458	68.7	9,580	0
21	8,452	68.7		0
22	8,434	68.5		6
23	8,434	68.5		0
24	8,428	68.5		0
25	8,417	68.4	9,775	16
26	8,534	69.3		0
27	8,599	69.9		0
28	8,617	70.0		2
29	8,628	70.1		0
30	8,628	70.1		5
31	8,699	70.7		13

雨量(mm)	83
平年(mm)	82
平年比(%)	101

貯水量は午前9時の値



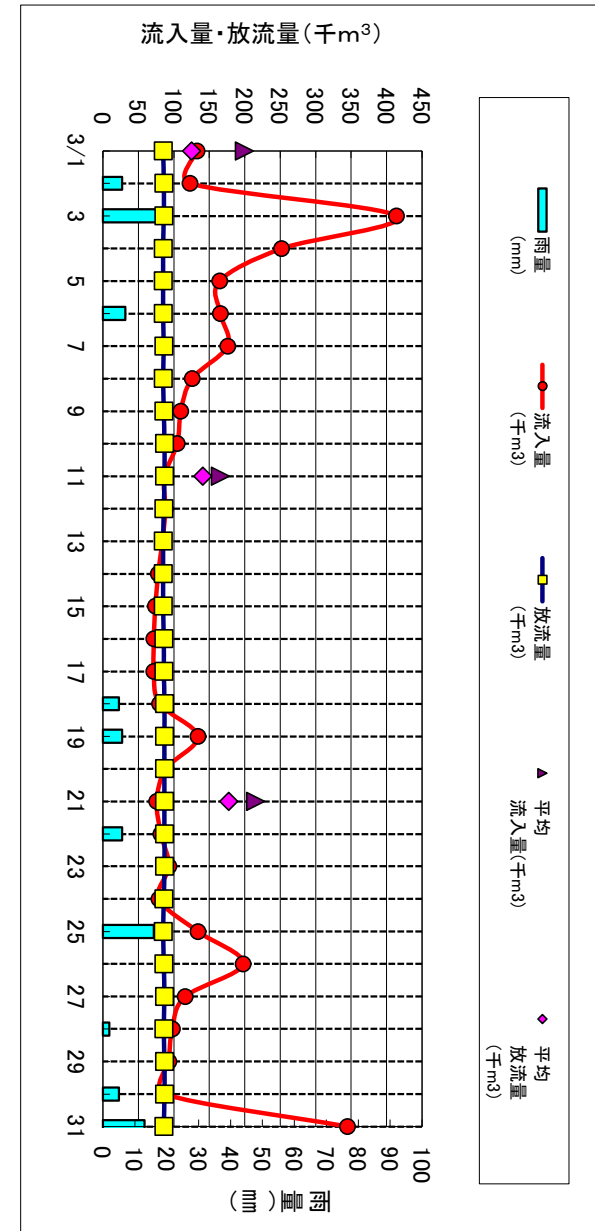
月日	雨量 (mm)	流入量 (千m <sup>3</sup> )	平均 流入量 (千m <sup>3</sup> )	放流量 (千m <sup>3</sup> )	平均 放流量 (千m <sup>3</sup> )	補給 量(千 m <sup>3</sup> )
3/1	0	133	200	85	125	-48
2	6	123		86		-37
3	17	414		86		-328
4	0	252		85		-167
5	0	165		85		-80
6	7	166	85	-81		
7	0	176	86	-90		
8	0	126	85	-41		
9	0	110	86	-24		
10	0	105	87	-18		
11	0	87	166	87	0	
12	0	88		86	-2	
13	0	84		85	1	
14	0	78		85	7	
15	0	74		85	11	
16	0	72	86	14		
17	0	72	86	14		
18	5	80	87	7		
19	6	134	87	-47		
20	0	89	87	-2		
21	0	76	87	11		
22	6	82	87	5		
23	0	93	87	-6		
24	0	79	86	7		
25	16	134	85	-49		
26	0	198	86	-112		
27	0	116	87	-29		
28	2	98	86	-12		
29	0	93	87	-6		
30	5	88	87	-1		
31	13	345	86	-259		

流入量: 日量(千m<sup>3</sup>/日)

放流量: 日量(千m<sup>3</sup>/日)

平均流入量: 過去10年(H27~R6)の旬別平均流入量

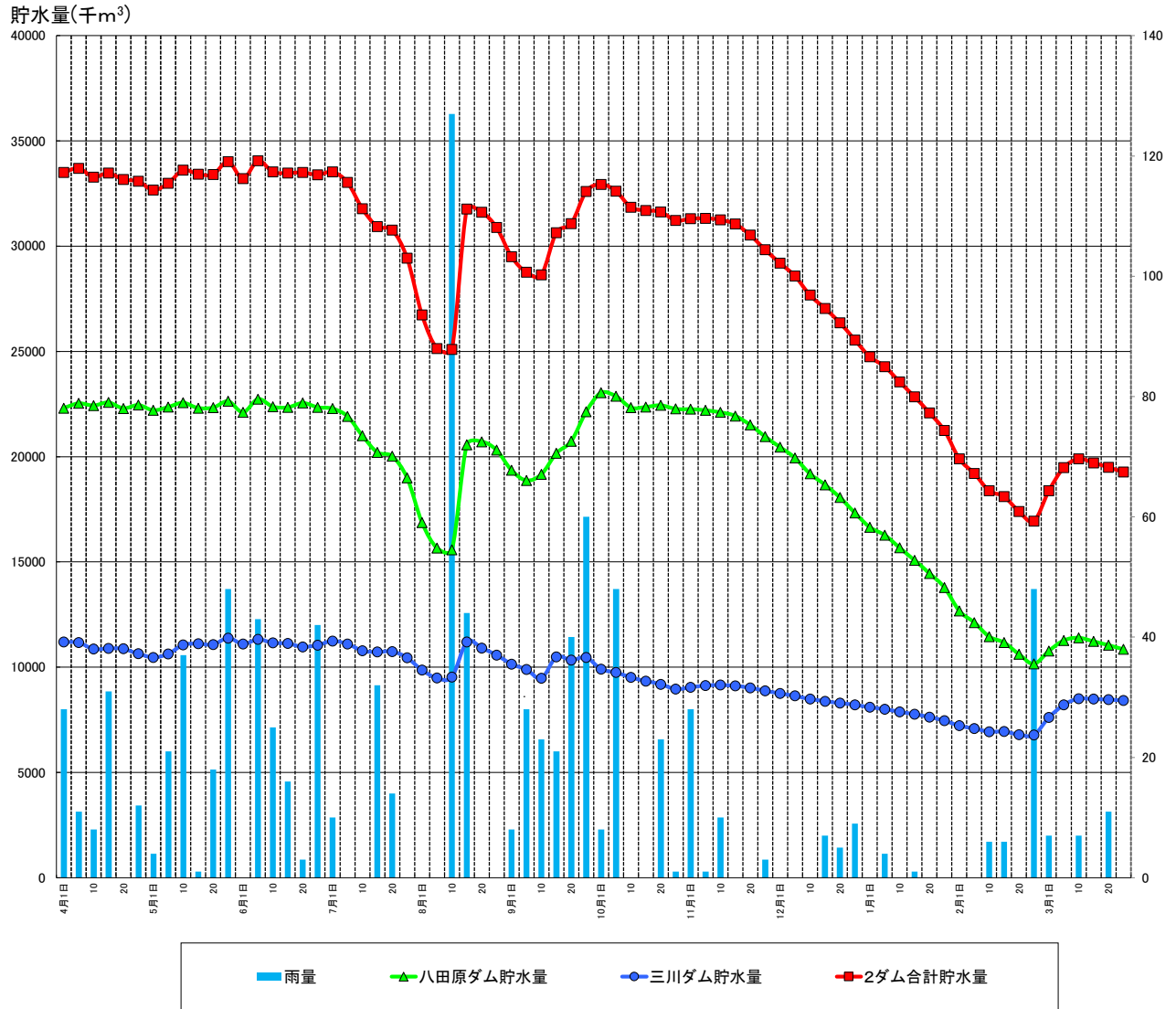
平均放流量: 過去10年(H27~R6)の旬別平均放流量



八田原ダム、三川ダムの貯水状況(令和7年度)

項目 月日	八田原ダム			三川ダム		2ダム合計		雨量 三川 (mm)	備考
	貯水位 EL. (m)	貯水量 (千m <sup>3</sup> )	貯水率	貯水量 (千m <sup>3</sup> )	貯水率	貯水量 (千m <sup>3</sup> )	貯水率		
4月1日	234.48	22,304	97.0%	11,190	90.9%	33,494	94.9%	28	
5	234.65	22,531	98.0%	11,161	90.7%	33,692	95.4%	11	
10	234.57	22,424	97.5%	10,855	88.2%	33,279	94.3%	8	
15	234.68	22,572	98.1%	10,891	88.5%	33,463	94.8%	31	
20	234.47	22,290	96.9%	10,869	88.3%	33,159	93.9%	0	
25	234.59	22,451	97.6%	10,633	86.4%	33,084	93.7%	12	
5月1日	234.40	22,197	96.5%	10,463	85.0%	32,660	92.5%	4	
5	234.52	22,357	97.2%	10,620	86.3%	32,977	93.4%	21	
10	234.67	22,558	98.1%	11,052	89.8%	33,610	95.2%	37	
15	234.48	22,304	97.0%	11,110	90.3%	33,414	94.6%	1	
20	234.50	22,331	97.1%	11,074	90.0%	33,405	94.6%	18	
25	234.72	22,625	98.4%	11,380	92.5%	34,005	96.3%	48	
6月1日	234.33	22,103	96.1%	11,096	90.2%	33,199	94.0%	0	
5	234.80	22,732	98.8%	11,322	92.0%	34,054	96.5%	43	
10	234.53	22,371	97.3%	11,154	90.6%	33,525	95.0%	25	
15	234.51	22,344	97.1%	11,125	90.4%	33,469	94.8%	16	
20	234.66	22,545	98.0%	10,957	89.0%	33,502	94.9%	3	
25	234.51	22,344	97.1%	11,044	89.7%	33,388	94.6%	42	
7月1日	234.46	22,277	96.9%	11,241	91.3%	33,518	94.9%	10	
5	234.19	21,915	95.3%	11,103	90.2%	33,018	93.5%	0	
10	233.47	20,995	91.3%	10,776	87.6%	31,771	90.0%	0	
15	232.84	20,204	87.8%	10,717	87.1%	30,921	87.6%	32	
20	232.69	20,016	87.0%	10,743	87.3%	30,759	87.1%	14	
25	231.86	18,985	82.5%	10,444	84.9%	29,429	83.4%	0	
8月1日	230.06	16,869	73.3%	9,858	80.1%	26,727	75.7%	0	
5	228.96	15,655	68.1%	9,481	77.0%	25,136	71.2%	0	
10	228.88	15,567	67.7%	9,522	77.4%	25,089	71.1%	127	
15	233.12	20,556	89.4%	11,198	91.0%	31,754	89.9%	44	
20	233.24	20,706	90.0%	10,906	88.6%	31,612	89.5%	0	
25	232.92	20,305	88.3%	10,574	85.9%	30,879	87.5%	0	
9月1日	232.16	19,351	84.1%	10,144	82.4%	29,495	83.5%	8	
5	231.76	18,868	82.0%	9,890	80.4%	28,758	81.5%	28	
10	232.01	19,163	83.3%	9,475	77.0%	28,638	81.1%	23	
15	232.80	20,154	87.6%	10,483	85.2%	30,637	86.8%	21	
20	233.26	20,732	90.1%	10,333	84.0%	31,065	88.0%	40	
25	234.35	22,130	96.2%	10,457	85.0%	32,587	92.3%	60	
10月1日	235.02	23,027	100.1%	9,903	80.5%	32,930	93.3%	8	
5	234.90	22,866	99.4%	9,747	79.2%	32,613	92.4%	48	
10	234.50	22,331	97.1%	9,516	77.3%	31,847	90.2%	0	
15	234.52	22,357	97.2%	9,339	75.9%	31,696	89.8%	0	
20	234.58	22,438	97.6%	9,187	74.7%	31,625	89.6%	23	
25	234.45	22,264	96.8%	8,957	72.8%	31,221	88.4%	1	
11月1日	234.44	22,250	96.7%	9,046	73.5%	31,296	88.6%	28	
5	234.40	22,197	96.5%	9,122	74.1%	31,319	88.7%	1	
10	234.33	22,103	96.1%	9,146	74.3%	31,249	88.5%	10	
15	234.20	21,929	95.3%	9,116	74.1%	31,045	87.9%	0	
20	233.88	21,510	93.5%	9,010	73.2%	30,520	86.4%	0	
25	233.43	20,945	91.1%	8,881	72.2%	29,826	84.5%	3	
12月1日	233.03	20,443	88.9%	8,752	71.1%	29,195	82.7%	0	
5	232.63	19,941	86.7%	8,634	70.2%	28,575	80.9%	0	
10	232.03	19,188	83.4%	8,481	68.9%	27,669	78.4%	0	
15	231.58	18,656	81.1%	8,381	68.1%	27,037	76.6%	7	
20	231.07	18,056	78.5%	8,294	67.4%	26,350	74.6%	5	
25	230.45	17,327	75.3%	8,214	66.7%	25,541	72.3%	9	
1月1日	229.86	16,644	72.4%	8,095	65.8%	24,739	70.1%	0	
5	229.52	16,270	70.7%	8,004	65.0%	24,274	68.8%	4	
10	228.97	15,666	68.1%	7,875	64.0%	23,541	66.7%	0	
15	228.43	15,073	65.5%	7,767	63.1%	22,840	64.7%	1	
20	227.85	14,448	62.8%	7,627	62.0%	22,075	62.5%	0	
25	227.20	13,786	59.9%	7,455	60.6%	21,241	60.2%	0	
2月1日	226.25	12,671	55.1%	7,220	58.7%	19,891	56.3%	0	
5	225.69	12,119	52.7%	7,081	57.5%	19,200	54.4%	0	
10	224.99	11,446	49.8%	6,934	56.3%	18,380	52.1%	6	
15	224.68	11,165	48.5%	6,938	56.4%	18,103	51.3%	6	
20	224.07	10,611	46.1%	6,786	55.1%	17,397	49.3%	0	
25	223.54	10,151	44.1%	6,781	55.1%	16,932	48.0%	48	
3月1日	224.24	10,766	46.8%	7,611	61.8%	18,377	52.1%	7	
5	224.79	11,265	49.0%	8,208	66.7%	19,473	55.2%	0	
10	224.93	11,392	49.5%	8,499	69.1%	19,891	56.3%	7	
15	224.74	11,219	48.8%	8,481	68.9%	19,700	55.8%	0	
20	224.54	11,038	48.0%	8,458	68.7%	19,496	55.2%	11	
25	224.33	10,847	47.2%	8,417	68.4%	19,264	54.6%	0	

八田原ダム、三川ダムの貯水状況グラフ(令和7年度)



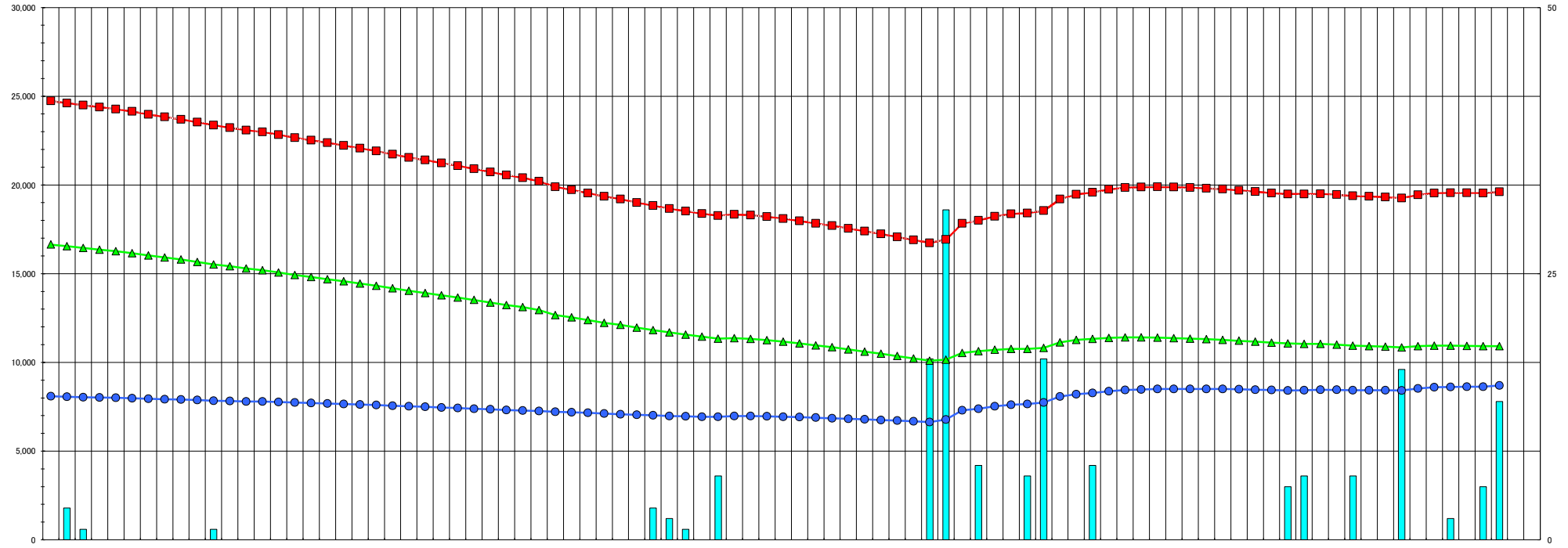

※三川雨量は半旬計, その他の数値は当日午前9時の値を使用  
 ※貯水率は八田原ダム23000千t, 三川ダム12306千tを満水として計算

速報値

雨量…1日の場合 前月26日～1日  
 5日の場合 2日～5日

# 八田原ダム・三川ダムの貯水状況 ( R8年1月 ~ R8年3月 )

速報値



月日	八田原ダム		三川ダム		2ダム合計		三川雨量 (mm)	備考
	貯水位 EL (m)	貯水量 (千m³)	貯水量 (%)	貯水量 (千m³)	貯水量 (%)	貯水量 (千m³)		
1/1	229.86	16,644	72.4%	8,095	65.8%	24,739	70.1%	
1/2	229.78	16,556	72.0%	8,063	65.5%	24,619	69.7%	3
1/3	229.68	16,457	71.6%	8,041	65.3%	24,498	68.4%	1
1/4	229.60	16,358	71.1%	8,025	65.2%	24,383	68.1%	
1/5	229.52	16,270	70.7%	8,004	65.0%	24,274	66.8%	
1/6	229.42	16,161	70.3%	7,982	64.9%	24,143	66.4%	
1/7	229.30	16,029	69.7%	7,955	64.5%	23,984	67.9%	
1/8	229.19	15,906	69.2%	7,928	64.4%	23,836	67.5%	
1/9	229.09	15,788	68.7%	7,902	64.2%	23,700	67.1%	
1/10	228.97	15,668	68.1%	7,875	64.0%	23,541	66.7%	
1/11	228.84	15,523	67.5%	7,842	63.7%	23,365	66.2%	1
1/12	228.74	15,414	67.0%	7,821	63.6%	23,235	65.8%	
1/13	228.63	15,293	66.5%	7,799	63.4%	23,092	65.4%	
1/14	228.54	15,194	66.1%	7,789	63.3%	22,983	65.1%	
1/15	228.43	15,073	65.5%	7,767	63.1%	22,840	64.7%	
1/16	228.30	14,930	64.9%	7,740	62.9%	22,670	64.2%	
1/17	228.18	14,810	64.4%	7,713	62.7%	22,523	63.8%	
1/18	228.08	14,689	63.9%	7,686	62.5%	22,375	63.4%	
1/19	227.97	14,570	63.3%	7,659	62.2%	22,229	63.0%	
1/20	227.85	14,448	62.8%	7,627	62.0%	22,075	62.5%	
1/21	227.72	14,312	62.2%	7,595	61.7%	21,911	62.1%	
1/22	227.58	14,173	61.6%	7,557	61.4%	21,730	61.5%	
1/23	227.44	14,030	61.0%	7,525	61.1%	21,555	61.1%	
1/24	227.32	13,906	60.5%	7,493	60.9%	21,401	60.6%	
1/25	227.20	13,766	59.9%	7,455	60.6%	21,241	60.2%	
1/26	227.07	13,653	59.4%	7,423	60.3%	21,078	59.7%	
1/27	226.94	13,521	58.8%	7,390	60.1%	20,911	59.2%	
1/28	226.80	13,378	58.2%	7,356	59.8%	20,736	58.7%	
1/29	226.64	13,236	57.5%	7,320	59.5%	20,556	58.2%	
1/30	226.54	13,114	57.0%	7,289	59.2%	20,403	57.8%	
1/31	226.38	12,991	56.3%	7,254	58.9%	20,205	57.2%	
2/1	226.25	12,871	55.1%	7,220	58.7%	19,991	56.3%	
2/2	226.12	12,739	54.5%	7,185	58.4%	19,724	55.9%	
2/3	225.97	12,598	53.9%	7,155	58.1%	19,543	55.4%	
2/4	225.81	12,434	53.2%	7,121	57.9%	19,355	54.8%	
2/5	225.69	12,219	52.7%	7,081	57.5%	19,200	54.4%	
2/6	225.53	11,965	52.0%	7,047	57.3%	19,012	53.8%	
2/7	225.38	11,821	51.4%	7,012	57.0%	18,833	53.3%	3
2/8	225.24	11,686	50.8%	6,978	56.7%	18,664	52.8%	2
2/9	225.12	11,570	50.3%	6,959	56.5%	18,528	52.5%	1
2/10	224.98	11,446	49.8%	6,924	56.3%	18,390	52.1%	
2/11	224.87	11,337	49.3%	6,892	56.3%	18,266	51.7%	6
2/12	224.90	11,364	49.4%	6,973	56.7%	18,337	51.9%	
2/13	224.86	11,228	48.3%	6,978	56.7%	18,306	51.8%	
2/14	224.78	11,255	48.9%	6,956	56.5%	18,213	51.6%	
2/15	224.68	11,165	48.5%	6,938	56.4%	18,103	51.3%	
2/16	224.57	11,065	48.1%	6,914	56.2%	17,979	50.9%	
2/17	224.45	10,956	47.6%	6,894	55.9%	17,840	50.5%	
2/18	224.34	10,856	47.2%	6,855	55.7%	17,711	50.2%	
2/19	224.20	10,729	46.8%	6,820	55.4%	17,549	49.7%	
2/20	224.07	10,611	46.1%	6,786	55.1%	17,397	49.3%	
2/21	223.93	10,488	45.6%	6,751	54.9%	17,239	48.8%	
2/22	223.78	10,358	45.0%	6,717	54.6%	17,075	48.4%	
2/23	223.62	10,220	44.4%	6,677	54.3%	16,897	47.9%	
2/24	223.54	10,151	43.9%	6,638	53.9%	16,738	47.4%	17
2/25	223.44	10,161	44.1%	6,781	55.1%	16,932	48.0%	31
2/26	223.98	10,531	45.8%	7,299	59.3%	17,830	50.5%	
2/27	224.08	10,630	46.2%	7,390	60.0%	18,010	51.0%	7
2/28	224.18	10,711	46.6%	7,525	61.1%	18,236	51.7%	
2/29	224.24	10,766	46.8%	7,611	61.8%	18,377	52.1%	
2/30	224.24	10,766	46.8%	7,649	62.2%	18,415	52.2%	6
2/31	224.29	10,811	47.0%	7,745	62.9%	18,556	52.6%	17
3/1	224.64	11,128	48.4%	8,079	65.7%	19,207	54.4%	
3/2	224.76	11,265	49.0%	8,208	66.7%	19,473	55.2%	
3/3	224.85	11,319	49.2%	8,273	67.2%	19,592	55.5%	7
3/4	224.92	11,382	49.5%	8,376	68.1%	19,758	56.0%	
3/5	224.95	11,410	49.6%	8,440	68.8%	19,850	56.2%	
3/6	224.95	11,410	49.6%	8,476	69.9%	19,956	56.3%	
3/7	224.93	11,392	49.5%	8,489	68.1%	19,891	56.3%	
3/8	224.81	11,373	49.4%	8,505	66.1%	19,878	56.3%	
3/9	224.88	11,346	49.3%	8,505	66.1%	19,851	56.2%	
3/10	224.84	11,310	49.2%	8,505	66.1%	19,815	56.1%	
3/11	224.79	11,265	49.0%	8,489	66.1%	19,764	56.0%	
3/12	224.74	11,219	48.8%	8,461	66.9%	19,700	55.8%	
3/13	224.68	11,165	48.5%	8,464	68.8%	19,629	55.6%	
3/14	224.62	11,110	48.3%	8,440	68.6%	19,550	55.4%	
3/15	224.57	11,065	48.1%	8,417	68.4%	19,462	55.2%	6
3/16	224.55	11,047	48.0%	8,434	68.3%	19,481	55.2%	6
3/17	224.54	11,038	48.0%	8,458	66.7%	19,496	55.2%	
3/18	224.50	11,002	47.8%	8,452	66.7%	19,454	55.1%	
3/19	224.44	10,947	47.5%	8,434	66.5%	19,381	54.9%	6
3/20	224.41	10,920	47.5%	8,434	66.5%	19,364	54.8%	
3/21	224.37	10,884	47.3%	8,428	66.5%	19,312	54.7%	16
3/22	224.33	10,847	47.2%	8,417	66.4%	19,264	54.6%	
3/23	224.40	10,911	47.4%	8,534	68.3%	19,445	55.1%	
3/24	224.43	10,938	47.6%	8,589	68.9%	19,537	55.3%	2
3/25	224.42	10,929	47.5%	8,628	70.1%	19,557	55.4%	
3/26	224.40	10,911	47.4%	8,628	70.1%	19,539	55.3%	5
3/27	224.41	10,920	47.5%	8,689	70.7%	19,619	55.6%	13

速報値

令和8年

期 間	R 3	R 4	R 5	R 6	R 7	過去5年 平均	R 8	R 8	R 8	R 8	期 間	
	三川	三川	三川	三川	三川		三川	賀茂	甲山	七社		
01	01-10	0	0	1	2	8	2.2	4	1	2	0	01-10
	11-20	2	4	16	9	0	6.2	1	0	0	0	01 11-20
	21-31	36	6	5	18	0	13.0	0	0	0	0	01 21-31
02	01-10	12	2	5	32	28	15.8	6	0	2	1	01-10
	11-20	21	2	25	11	4	12.6	6	5	5	4	02 11-20
	21-29	10	2	0	50	2	12.8	55	49	54	49	02 21-28
03	01-10	27	16	5	20	58	25.2	30	26	25	23	01-10
	11-20	10	42	34	32	28	29.2	11	9	10	10	03 11-20
	21-31	28	31	17	79	30	37.0	42	50	41	20	03 21-31
04	01-10	15	0	76	74	20	37.0					01-10
	11-20	24	80	54	2	31	38.2					04 11-20
	21-30	61	82	93	67	16	63.8					04 21-30
05	01-10	20	0	143	21	58	48.4					01-10
	11-20	104	34	36	98	19	58.2					05 11-20
	21-31	36	3	56	77	0	34.4					05 21-31
06	01-10	44	51	77	50	68	58.0					01-10
	11-20	70	20	19	63	19	38.2					06 11-20
	21-30	28	20	81	121	52	60.4					06 21-30
07	01-10	133	24	208	164	0	105.8					01-10
	11-20	77	145	14	62	46	68.8					07 11-20
	21-31	0	5	10	62	0	15.4					07 21-31
08	01-10	60	5	11	14	127	43.4					01-10
	11-20	450	135	11	10	44	130.0					08 11-20
	21-31	5	26	31	84	8	30.8					08 21-31
09	01-10	165	22	15	1	51	50.8					01-10
	11-20	55	133	27	36	61	62.4					09 11-20
	21-30	1	34	3	36	68	28.4					09 21-30
10	01-10	0	19	13	84	48	32.8					01-10
	11-20	3	0	4	35	23	13.0					10 11-20
	21-31	15	0	9	37	29	18.0					10 21-31
11	01-10	42	2	6	151	11	42.4					01-10
	11-20	0	5	18	0	0	4.6					11 11-20
	21-30	47	30	3	15	3	19.6					11 21-30
12	01-10	0	0	5	1	0	1.2					01-10
	11-20	14	1	36	3	12	13.2					12 11-20
	21-31	1	13	4	1	9	5.6					12 21-31
合 計	1,616	994	1,171	1,622	981	1,277	155	140	139	107	合 計	

